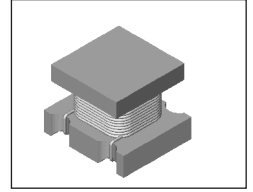


SMT Power Inductor

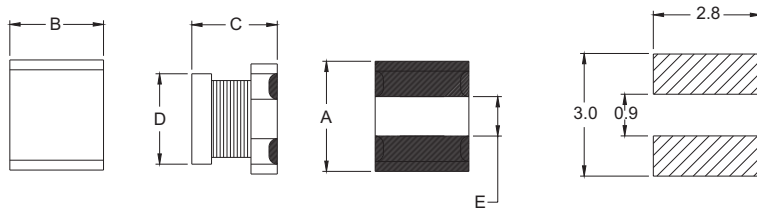
SIA2522 Type

Features

- RoHS compliant.
- Low profile (2.2mm max. height) SMD type.
- Unshielded.
- Self-leads ,suitable for high density mounting.
- High energy storage and low DCR.
- Provided with embossed carrier tape packing.
- Ideal for power source circuits, DC-DC converter, DC-AC inverters inductor applications.
- In addition to the standard versions shown here, customized inductors are available to meet your exact requirements.



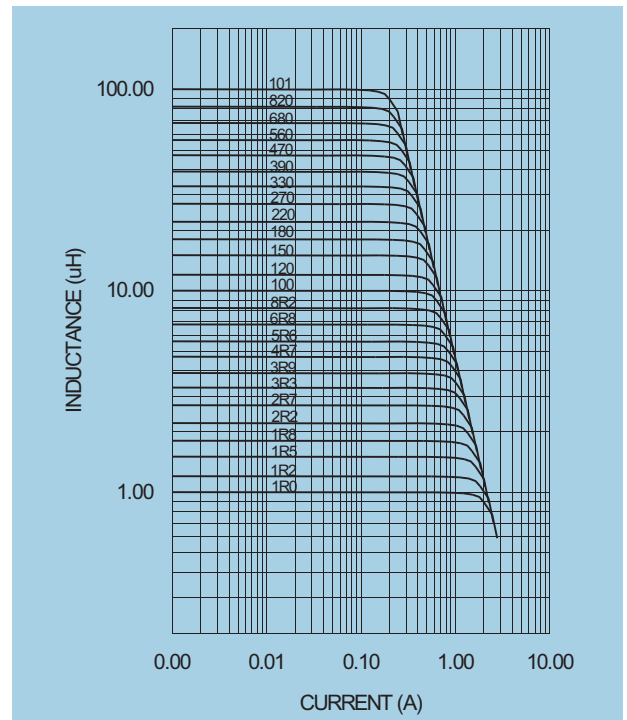
Mechanical Dimension :



UNIT:mm/inch
 A = 2.5±0.2 / 0.098±0.008
 B = 2.3±0.2 / 0.091±0.008
 C = 2.2 / 0.087 Max.
 D = 2.6±0.2 / 0.102±0.008
 E = 0.9 / 0.035 Min.

Electrical Characteristics : At 25°C: 100KHz, 0.1V

PART NO.	L ¹ (uH)	DCR (Ω) MAX	I _{rated} ² (Adc)
SIA2522-1R0	1.0	0.070	1.90
SIA2522-1R2	1.2	0.080	1.80
SIA2522-1R5	1.5	0.090	1.50
SIA2522-1R8	1.8	0.105	1.40
SIA2522-2R2	2.2	0.135	1.20
SIA2522-2R7	2.7	0.160	1.10
SIA2522-3R3	3.3	0.175	1.00
SIA2522-3R9	3.9	0.240	0.95
SIA2522-4R7	4.7	0.275	0.85
SIA2522-5R6	5.6	0.305	0.80
SIA2522-6R8	6.8	0.370	0.73
SIA2522-8R2	8.2	0.430	0.65
SIA2522-100	10.0	0.555	0.58
SIA2522-120	12.0	0.590	0.55
SIA2522-150	15.0	0.710	0.48
SIA2522-180	18.0	0.900	0.43
SIA2522-220	22.0	1.050	0.40
SIA2522-270	27.0	1.190	0.35
SIA2522-330	33.0	1.630	0.32
SIA2522-390	39.0	2.050	0.30
SIA2522-470	47.0	2.340	0.27
SIA2522-560	56.0	2.550	0.25
SIA2522-680	68.0	3.660	0.23
SIA2522-820	82.0	4.190	0.20
SIA2522-101	100.0	4.740	0.18



1. Tolerance of inductance
K: ±10%(1.0~100uH).
2. I_{rated} is the DC current which cause the inductance drop less than 10% of its nominal inductance without current and the surface temperature of the part increase less than 45°C.
3. Operating temperature : -20°C to 105°C (including self-temperature rise).



DELTA ELECTRONICS, INC.

(TAOYUAN PLANT CPBG) 252, SAN YING ROAD, KUEISAN INDUSTRIAL ZONE, TAOYUAN SHIEN, 333, TAIWAN, R.O.C.

TEL: 886-3-3591968; FAX: 886-3-3591991

<http://www.deltawww.com>